

# New Items 2019

Minitrix. The Fascination of the Original.

JAHRE | YEARS

# 60 MINITRIX





# Dear Minitrix Fans,

Welcome to the new items for 2019 and the 60th anniversary of Minitrix. You could believe that this might be the reason why you presently have an independent Minitrix new items brochure in your hands, but that is not so – it was your ideas and wishes that prompted us to put out your own brochure again.

With products and accessories tailor made to a point of view at 1:160.

Sprinkled with new Minitrix tooling and popular car compositions, in the next 64 pages we are going to take you on a journey through the railroad eras and also show you some curiosities.

So for example, the express service car that became famous beyond Cologne. Later, it did not keep its place and it was therefore sent by the railroad management to Berlin. Or, the express train passenger cars of the Baltic-Orient Express that became famous.

For anyone with a passion for collecting, we recommend opening page 48. Here you will encounter a reptile that is exceptionally rare and that is also celebrating an anniversary.

Whether it is regional service or long distance connections by IC, maintaining branch lines in the early Twenties or rather modern freight service – In these new items, we are presenting you with a broad assortment of locomotives, cars, and accessories across all of the railroad eras.

Enjoy browsing in 1:160 scale

Your Minitrix Team




<b>MHI Exclusiv 1/2019</b>	<b>2 – 11</b>
<b>Minitrix Club Model for 2019</b>	<b>8 – 9</b>
<b>Starter Sets</b>	<b>12 – 17</b>
<b>Minitrix “my Hobby”</b>	<b>18 – 21</b>
<b>Austria</b>	<b>45</b>
<b>Switzerland</b>	<b>48 – 50</b>
<b>France</b>	<b>51 – 53</b>
<b>Poland</b>	<b>54</b>
<b>Czech Republic</b>	<b>54 – 55</b>
<b>Netherlands</b>	<b>56</b>
<b>Building Kits</b>	<b>56 – 57</b>
<b>Trix Club</b>	<b>58</b>
<b>Trix Club Cars for 2019</b>	<b>59</b>
<b>Trix Club Anniversary Cars</b>	<b>59</b>
<b>Museum Car for 2019</b>	<b>60</b>
<b>Registration Form</b>	<b>61</b>
<b>Repair Service</b>	<b>63</b>
<b>General References</b>	<b>63</b>
<b>Important Service Information</b>	<b>63</b>
<b>Explanation of Symbols</b>	<b>64</b>
<b>Index to the Item Numbers</b>	<b>65</b>




EXCLUSIV 1/2019

## One-Time Series for 2019

The Märklin-Händler-Initiative (MHI) or Märklin Dealer Initiative is an international association of mid-level toy and model railroad specialty dealers.

MHI products for the Märklin and Trix brands are manufactured in one-time series and are only available in limited quantities.

Since 1990, the MHI has been producing one-time special series for its members that are available exclusively through the specialty dealers of this association.

All MHI special productions are identified with the pictogram .

MHI special productions are innovative products with special differentiation in paint, imprinting, and technical features for the advanced model railroader or also replicas from earlier Märklin times. The MHI also promotes model trains for children with special products and supports its members to do this.

The dealers of our international association can be described in particular as having the full assortment of Märklin and/or Trix products as well as having special qualifications for giving advice and service. We emphasize this with a 5-year warranty on MHI products.

MHI dealers near you can be found on the Internet at [www.mhi-portal.eu](http://www.mhi-portal.eu).



# One-Time Series for 2019



**EXCLUSIV** 1/2019



**16031 Class 003 Steam Locomotive**

**Prototype:** German Federal Railroad (DB) class 003 steam locomotive, road number 003 268-0, with Witte smoke deflectors. The locomotive looks as it did around 1970.

**Model:** The tender is constructed of die-cast metal. The locomotive has a built-in digital decoder and sound generator with the formats DCC and Selectrix. The locomotive and tender are close coupled. 3 axles in the tender powered. Traction tires. Warm white LEDs are used for the

triple headlights, running gear lights, and cab lighting. The headlights change over with the direction of travel and will work in analog operation. Length over the buffers 150 mm / 5-7/8".

- Running gear lights.
- Cab lighting.
- Digital sound with many functions.

**An accessory parts kit with brakeman's steps, rail guards, piston rod protection sleeves, and a front coupler with a pocket is included.**

**The ideal car set to go with this locomotive can be found under item number 15473.**

**One-time series.**

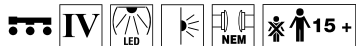
*First time for full features in Era IV*



**Digital functions under DCC**

Headlight(s)
Locomotive whistle
Steam locomotive op. sounds
Running gear lights
Direct control
Sound of squealing brakes off
Engineer's cab lighting
Special sound function
Whistle for switching maneuver
Letting off Steam
Replenishing fuel
Replenishing fuel
Special sound function
Station Announcements
Conductor's Whistle
Special sound function
Air Pump
Special sound function
"Switcher Double "A" Light"
Generator Sounds
Feed Pump
Injectors
Safety Valve
Special sound function
Sanding
Sound of Couplers Engaging
Rail Joints

# One-Time Series for 2019



## 15473 "D 730" Express Train Passenger Car Set

**Prototype:** Five (5) different design German Federal Railroad (DB) express train passenger cars, for the express train D 730 from Norddeich Mole via Cologne, Darmstadt, Stuttgart, to Munich. One (1) type Büm 234 compartment car, 2nd class. One (1) type Aüm 203 compartment car, 1st class. One (1) type Bcüm 243 slumber coach, 2nd class. One (1) type WLABümh 174 sleeping car and one (1) type Düm 902 baggage car. The cars are in the "Pop Cars of Summer 1974" look.

**Model:** All of the cars have close coupler mechanisms. Interior lighting can be installed in the cars. The baggage car has LED marker lights. Total length over the buffers 825 mm / 32-1/2".

- New tooling for the type Aüm 203.
- First time for all cars with fixed steps.
- Baggage car includes marker lights.
- All of the cars in the "Pop" paint scheme.

Interior lighting for these cars:  
66616 LED Lighting Kit.


One-time series.



**märklin**  
MHI

# EXCLUSIV

1/2019

 This model is being produced in a one-time series only for the Märklin Dealer Initiative (MHI). 5 years warranty on all MHI/Exclusiv items and club items (Märklin Insider and Trix Club) starting in 2012. See Page 65 for warranty terms. See Page 64 for an explanation of the symbols and age information.



*The class 03 steam locomotives came about starting in 1930 as a lighter variation, as a "small 01". Thanks to their axle load of only 18 metric tons, they were allowed to run on all main lines. These lightweight express steam locomotives were able to survive on the DB up to the beginning of the Seventies. In the*

*end, Ulm served as a final base, where road number 003 268 had arrived starting in September of 1969. Up to 1972, it used Ulm along with its siblings mostly on the main line to Friedrichshafen, where it pulled mainly limited stop fast passenger trains and regular passenger trains. However, there were also bright*

*spots. Now and then express trains were on the program. In addition to services outside of regular schedules, the schedule in 1971 even included an express train between Friedrichshafen and Lindau. This can now be reproduced prototypically as a model.*



# Minitrix Club Model for 2019



**EXCLUSIV** 1/2019



**With more horsepower to Lindau.**

Thought was given at the DB about increasing performance for the class V 160 locomotives used for heavy passenger service on the still non-electrified line with its many curves from Munich to Lindau.

The plan was to enable faster and more efficient operations on the route Munich – Zürich. The class V 160 was projected for medium heavy service and the German Federal Railroad decided to purchase eight class 210 diesel locomotives with gas turbine as auxiliary drive.

**16210 Class 210 Diesel Locomotive**

**Prototype:** German Federal Railroad (DB) diesel road engine, road number 210 003-0, with an added gas turbine and gas turbine exhaust hoods. The locomotive looks as it did around 1972.

**Model:** The locomotive has a built-in digital decoder and sound generator for operation with DCC and Selectrix. The motor includes a flywheel. 4 axles powered. Traction tires. The headlights and marker lights change over with the direction of travel. Warm white LEDs are used for the lighting. The cabs have lighting that can be controlled digitally. The locomotive has a close coupler mechanism. It also has separately applied grab irons. The headlights and marker lights change over with the direction of travel in analog operation. Length over the buffers 102 mm / 4".

- Grab irons separately applied.
- Warm white LEDs for the lighting.
- Cab lighting.
- Digital sound with many functions.

**One-time series for Trix Club members.**

**A car set to go with this locomotive is available under item number 15219.**

**Digital functions under DCC**

Headlight(s)
Operating sounds
Diesel locomotive op. sounds
Engineer's cab lighting
Direct control
Sound of squealing brakes off
Rear Headlights off
High Pitch Horn
Front Headlights off
Station Announcements
Conductor's Whistle
Doors Closing
Low Pitch Horn
Compressor
Operating Sounds 1
Special sound function
Operating Sounds 2
Blower motors
Replenishing fuel
Station Announcements
Station Announcements
Special sound function
Special sound function
Train announcement
Whistle for switching maneuver

**New Minitrix tooling**

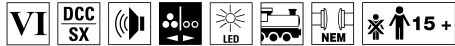


**Still not a club member?  
Registration form on Page 61.**





# “Freight Train” Digital Starter Set



## 11147 “Freight Train” Digital Starter Set

**Prototype:** Mitsui Rail Capital Europe (MRCE) class 185.1 electric locomotive, a DB AG type Res 2 flat car, and an ermewa type Rils sliding tarp car. The train looks as it did around 2012.

**Model:** The locomotive frame is constructed of die-cast metal. The locomotive has a DCC/Selectrix decoder with a sound generator. It also has a 5-pole motor with two (2) flywheels. The locomotive has a close coupler mechanism. The headlights and marker lights change over with the direction of travel. 4 axles powered. Traction tires. The

cars have close coupler mechanisms. Total train length 282 mm / 11-1/8". A Mobile Station, a track connector box, a 36 VA / 230 volt switched mode power pack, and an oval of track with Radius 2 curved track are included. Space required: 110 x 50 cm / 44" x 20".

Total length over the buffers for the train approximately 366 mm / 14-3/8".

- Locomotive includes a DCC decoder.
- Sound.

Can be expanded with the entire Minitrix track program.

### Digital functions under DCC

Headlight(s)
Horn
Electric locomotive op. sounds
Front Headlights off
Direct control
Sound of squealing brakes off
Rear Headlights off
Engineer's cab lighting
Front Headlights off
Station Announcements
Blower motors
Letting off Air
Brake Compressor
Special sound function
Conductor's Whistle
Special sound function











# “Intercity” Starter Set



## 11150 “Intercity” Starter Set

**Prototype:** German Railroad, Inc. (DB AG) passenger train: class 120 electric locomotive and two (2) passenger cars, 2nd class, all painted and lettered for the DB AG.

**Model:** The locomotive has a digital interface. It also has a 5-pole motor with a flywheel. 4 axles powered. The headlights and marker lights are LEDs and they change over with the direction of travel. The locomotive has a close coupler mechanism. The passenger cars have close coupler mechanisms and the 66616 LED lighting kit can be installed in these cars.


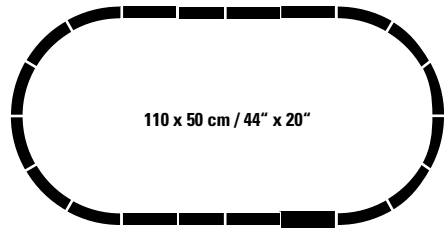
Total train length 450 mm / 17-3/4”.

A locomotive controller with a switched mode power pack and hardware for connections are included.

The oval of track includes Radius 2 curved track.

Space required: 110 x 50 cm / 44” x 20”.





# Welcome to Minitrix "my Hobby"



A hobby is pure leisure time enjoyment for many people. It is the compensation for the daily round of activity. Our new line "my Hobby" is tailored exactly to these needs and is aimed at everyone who views their hobby as an escape from the daily grind.

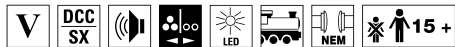
You do not have to do without the proven Minitrix quality for your daily portion of passion. Here Minitrix is offering the right alternatives for those people who pursue their hobby mostly for fun.

The DB standard type program for electric locomotives laid down in 1954 foresaw the use of the class E 10 in express and fast train service. These regular production locomotives were capable of 150 km/h / 94 mph and were designed to pull 500 metric ton express trains up 0.5% grades at 140 km/h / 87 mph. In October of 1954, the DB ordered the first units designated as the class E 10.1. Krauss-Maffei was responsible for the mechanical part of the design and SSW did the electrical part. Henschel, Krupp, AEG, and BBC also participated in the building of the locomotives. On December 4, 1956, the DB took delivery of the first regular production unit as road number E 10 101. By 1963 another 286 units had followed it (E 10 101-264; E 10 271-287).

Starting in October of 1962 the DB placed road numbers E 10 1265-1270 in service as motive power for the flagship train "Rheingold". Thanks to a gear change, they were capable of 160 km/h / 100 mph. The streamlined body with the characteristic "Bügel-falte" / "Pants Crease" on the ends used for the first time on these locomotives was applied starting in 1963 to all class E 10 units. Locomotives designed this way formed the sub-class E 10.3. The first regular production unit with the pants crease was road number E 10 288. The six Rheingold E 10.12 units were followed in 1964 by five more locomotives, road numbers E 10 1308-1312. The last series of 160 km/h / 100 mph units were already delivered in 1968 as road numbers 112 485-504. The DB took delivery of 379

regular production units of the classes E 10.1/E 10.3 as well as 31 units of the class E 10.12. A girder-built underframe and a superstructure framework of steel shapes were a welded design on which the outer "skin" of sheet metal pieces were welded. The outer skin together with a girder-built underframe and roof construction formed a self-supporting unit. The four traction motors provided 3,620 kilowatts / 4,854 horsepower. The SSW rubber ring spring drive was used as a drive system. The pantographs were newly developed and were given the designation DBS 54a. Over time, the appearance of most units changed due to numerous rebuilding projects. All that can be mentioned is the removal of the skirting (E 10.3), the conversion of the vents, the removal of

roof gutters, and much more. In the course of their service lives, the paint schemes for the locomotives and quite often their class numbers changed. Road numbers 112 485-504 thus became 114 485-504 in 1988 and starting in 1991 road numbers 110 485-504. The rest of the class 112 units ran as the class 113 starting in 1992. Starting in 2005 several class 110 units were transferred from DB Regio to DB Auto Train (dissolved in September of 2013 and transferred to DB Long Distance Service) and run there as the class 115. The last class 110 units were pushed to the side in February of 2014 and only nine class 115 units are still running, among them five "Pants Creases".



## 16108 Class 110.3 Electric Locomotive

**Prototype:** German Railroad, Inc. (DB AG) electric locomotive, road number 110 435-5, with creased ends ("Bügel-falte" / "Pants Crease"). B-B wheel arrangement. Built starting in 1963.

**Model:** The locomotive has a built-in digital decoder and sound generator for operation with DCC and Selectrix. It also has a motor with a flywheel. 4 axles powered. Traction tires. The headlights and marker lights change over with the direction of travel. Warm white LEDs are used for the lighting. The headlights and marker lights can be controlled digitally. The locomotive has a close coupler mechanism. The headlights and marker lights change over with the direction of travel in analog operation. Length over the buffers 103 mm / 4-1/16".

**Digital sound with many functions**



### Digital functions under DCC

Headlight(s)
Locomotive whistle
Electric locomotive op. sounds
Locomotive whistle
Direct control
Sound of squealing brakes off
Rear Headlights off
Conductor's Whistle
Front Headlights off
Station Announcements
Station Announcements
Brake Compressor
Sanding
Cab Radio
Blower motors
Doors Closing



# Minitrix Hobby program



## 18085 Hobby Tank Car

**Prototype:** Two-axle tank car painted and lettered for German State Railroad (DR).

**Model:** The car has a separately applied platform, catwalk, and ladder. It also has a detailed, partially open frame. The car's construction is simplified. Length over the buffers 55 mm / 2-1/8".



## Belgium



## 18084 Hobby Tank Car

**Prototype:** Two-axle tank car painted and lettered for "CAIB", used on the Belgian State Railways (SNCB/ NMBS).

**Model:** The car has a separately applied platform, catwalk, and ladder. It also has a detailed, partially open frame. The car's construction is simplified. Length over the buffers 55 mm / 2-1/8".



| 18085 | 18085 | 18085 | 18085 | 18085 | 18085 | | 16234 | |




**18086 Hobby Refrigerator Car for Do-Yourself-Painting**

**Prototype:** Type Tehs 50 refrigerator car.

**Model:** The car has the theme "Commuter Service Powered Rail Car" for do-yourself-painting with permanent fine-tip markers (not included). The car has a close coupler mechanism.

Length over the buffers 68 mm / 2-11/16".









# A Heavy Load



## 16415 Class 41 Steam Locomotive

**Prototype:** German Federal Railroad (DB) steam locomotive with a tender, road number 41 255. Prewar version with Wagner smoke deflectors, prewar boiler, and a type 2'2'T34 standard design box tender. The locomotive looks as it did around 1951.

**Model:** The tender is constructed of die-cast metal. The locomotive has a built-in digital decoder and sound generator with the formats DCC and Selectrix. The locomotive and tender are close coupled. 3 axles in the tender powered. Traction tires. Warm white LEDs are used for the triple headlights, running gear lights, and cab lighting. The headlights change over with the direction of travel and will work in analog operation. Length over the buffers 150 mm / 5-7/8".

- Running gear lights.
- Cab lighting.

**An accessory parts kit with brakeman's steps, rail guards, piston rod protection sleeves, and a front coupler with a pocket is included.**

*Digital sound with many functions*

### Digital functions under DCC

Headlight(s)
Locomotive whistle
Steam locomotive op. sounds
Running gear lights
Direct control
Sound of squealing brakes off
Engineer's cab lighting
Special sound function
Whistle for switching maneuver
Letting off Steam
Replenishing fuel
Replenishing fuel
Special sound function
Station Announcements
Conductor's Whistle
Special sound function
Air Pump
Special sound function
"Switcher Double "A" Light"
Generator Sounds
Feed Pump
Injectors
Safety Valve
Special sound function
Sanding
Sound of Couplers Engaging
Rail Joints
Bell





**15449 Display with 10 Type Erz Id Hopper Cars**

**Prototype:** Ten (10) German Federal Railroad (DB) four-axle type Erz Id hopper cars from the 00tz 44 design. Version with very low upper bodies and brakeman's platforms. Some still lettered Brit.-US Zone (three (3) cars). Used to transport iron ore. Standard design welded pressed sheet metal trucks, with girders welded in place as reinforcement. The cars look as they did around 1952.

**Model:** The hopper cars have detailed construction with different car numbers. All of the cars have brakeman's platforms and a set wheel at the end. The hopper cars have load inserts of real scale-sized iron ore. All of the cars are individually packaged. Length over the buffers per car 64 mm / 2-1/2".

- Many different car numbers.
- Ideal for unit trains.

*Loaded with real iron ore*



# Munich – Lindau



## 15219 "D 360" Express Train Passenger Car Set

**Prototype:** Five (5) different design German Federal Railroad (DB) express train passenger cars for the express train D 360 from Munich via Buchloe, Kempten, Immenstadt, to Lindau (with through cars to Chur and Lyon). Two (2) type Büm 234 compartment cars, 2nd class. Two (2) type ABüm 225 compartment cars, 1st/2nd class. One (1) type Düms 905 baggage car. The cars look as they did around 1975.

**Model:** All of the cars have close coupler mechanisms. Interior lighting can be installed in the cars. One (1) passenger car, 2nd class, has LED marker lights. The cars are individually packaged and marked. Total length over the buffers 825 mm / 32-1/2".

- **First time for all cars to have fixed steps.**
- **First time for a 2nd class car with marker lights.**

Lighting kit to go in these cars:

**66616 LED lighting kit.**





© W. Schumacher



15219

16210

# Type Post mr-a Railroad Postal Car



## 15540 "Deutsche Bundespost" Car Set

**Prototype:** Two (2) Deutsche Bundespost (DBP) / German Federal Postal System type Post mr-a mail cars, in the version with the car routing Ulm – Friedrichshafen – Ravensburg – Ulm.

The cars look as they did in 1978.

**Model:** The cars are new tooling. The cars have close coupler mechanisms. Interior lighting can be installed in the cars.

Total length over the buffers 330 mm / 13".

- New tooling.

Interior lighting for these cars:

**66616 LED Lighting Kit.**

*First time as an N Gauge model  
Minitrix new tooling*



*After the new DB had decided on 26.4 meters / 86 feet as a standard for passenger cars at the start of the Fifties, the German Federal Postal System quickly saw the advantages of these long cars. It therefore contracted with a design partnership under the lead of the car builder Waggonfabrik Uerdingen for the development of 26.4 meter / 86 foot railroad postal cars for express trains. In line with the level of the technology, the following requirements were made such as widening the sliding doors for container service, increasing the load weight from 20 to 25 metric tons, car bodies fitting in with the look of the DB cars, installation of a forced air heating and dust removal system, and rubber diaphragms with roll-down doors.*

*Out of this came railroad postal cars, which harmonized marvelously with the new DB cars. Their car bodies were built up in a welded design of steel shapes using a self-supporting shell construction, whereby the skirting formed a component part of the support construction. Their windows consisted of safety glass with a wire beading and were almost flush with the exterior wall. Particular emphasis was put on good heating and sound insulation. The interior space of the cars had a functional division in three parts consisting of a letter area, outgoing pouch area, and a package area. The equipment was done following the latest views such as baggage racks in the ceiling area, package frames, package grills, letter pigeonholes, sorting tables, folding tables,*

*and outgoing pouch tables, pouch spreaders, letter pouch stanchions, and loading hatches. All of the outside doors were designed as wide, single-piece sliding doors of lightweight metal construction. The forced air heating and dust removal system mounted for the most part under the floor was noteworthy. Enough fluorescent lamps with a lighting intensity never achieved in the past gave good lighting at all workstations.*

*In line with their intended use, the railroad postal cars were set up to haul postal mailings of all kinds. All postal mailings (letters, small packages, and packages) were processed before and during the trip. Naturally, these cars were used mainly at night, since the bulk of postal mailings were handed in*

*by senders in the afternoon and evening, and they were supposed to reach their destination the next morning. In some cases, these cars were used in special mail trains, but it was common to see them also in "D-Zug" express trains and "Eilzug" limited stop fast trains as well as other types of trains on the German Federal Railroad. The era of railroad mail did not come to an end until 1997, since the German Postal System, with a fundamental restructuring, now favored sorting in newly created, automated letter distribution centers, which were no longer close to the tracks.*









# 40 Years of IC '79

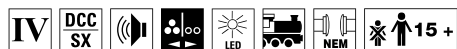
At the end of the Seventies, it became evident in the interim that the 3,115 kilometer / 1,947 mile first class only IC network at that time could also cover a large part of 2nd class long distance passenger service with its stops. The DB therefore decided to introduce hourly schedules with mixed class trains on the four IC lines at that time at the start of the summer schedule for 1979 on May 27. This followed the slogan "Every hour – every class": the "IC 79". All of the hubs remained intact for this. The new magic phrase was block trains and all IC trains thus ran with blocks of cars for 1st and 2nd class, separated by a dining car or Quick Pick cafeteria car. It was pure chance that the routings of the lines being run were set up in such a way that at hub stations the same car

classes stood opposite each other. Still, there were line swaps as demonstrated in particular by the ever poorly utilized Line 4 north of Hannover. In addition, the IC trains ran in some cases beyond the basic network and on the so-called "approach and exit routes" the cities of Aachen, Amsterdam, Berchtesgaden, Braunschweig, Bremerhaven, Brussels, Garmisch-Partenkirchen, Geneva, Innsbruck, Kassel, Klagenfurt, Kiel, Ludwigshafen, Milan, Regensburg, Saarbrücken, Westerland, and Vienna were served by the IC trains.

One hundred fifty two trains now ran on the four lines of the main network. As a rule, these trains consisted of three 1st class cars, a dining car, and

seven 2nd class cars. In case of need, these consists with a train weight of 500 metric tons could be lengthened by one more car. The existing 144 class 103.1 locomotives also were the motive power for the majority of the IC trains. On some trains however, units of the classes 110, 111, and 112 had to help. The best thing about the new system was the introduction of the timed system exact down to minutes. A passenger could now absolutely rely on the IC trains leaving every hour at the same minute. The DB had thereby created a new foundation for long distance service with the interconnected and timed IC system. This new offering for everyone doubtlessly fostered recognition of considerable progress compared to the conventional "D-Zug" express train. It was

thus no wonder that the concept of the "IC 79" very quickly acquired an outstanding reputation and it was accepted by the passengers very positively. The reliability and frequency of the connections with a schedule that was very easy to remember now guaranteed the DB long distance service by rail worldwide regard and an outstanding position. In the following years, the "IC 79" system remained largely unchanged and the number of trains remained more or less constant. It had merely grown to 162 by the introduction of "IC 85".



## 16304 Class 103.1 Electric Locomotive

**Prototype:** German Federal Railroad (DB) electric locomotive, road number 103 128-5. C-C wheel arrangement. Built starting in 1970.

**Model:** The body is made of plastic filled with metal for improved pulling power. The locomotive has a built-in digital decoder and sound generator for operation with DCC and Selectrix. It also has a motor with a flywheel. 4 axles powered. Traction tires. The headlights and marker lights change over with the direction of travel. Warm white LEDs are used for the lighting. The headlights, marker lights, cab lighting, and engine room lighting can be controlled digitally. The locomotive has a close coupler mechanism. It also has separately applied grab irons. The headlights and marker lights change over with the direction of travel in analog operation. Length over the buffers 122 mm / 4-13/16".

- Technical changes.
- Body made of plastic filled with metal.
- Digital sound with many functions.
- Warm white LEDs for lighting.

## Another technical innovation:

Read more in the current Märklin Magazin – issue 01/19.



**Body made of plastic filled with metal**

### Digital functions under DCC

Headlight(s)
Locomotive whistle
Electric locomotive op. sounds
Light Function
Direct control
Sound of squealing brakes off
Headlight(s): Cab2 End
Light Function
Headlight(s): Cab1 End
Station Announcements
Conductor's Whistle
Brake Compressor
Blower motors
Letting off Air
Engineer's cab lighting
Special Function
Sanding
Doors Closing
Special Function
Train announcement
Station Announcements
Station Announcements
Station Announcements
Train announcement
Train announcement



15459

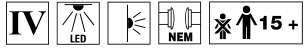
15460

15461

# IC 611 Gutenberg

From Hamburg-Altona via Cologne, Stuttgart to Munich as it looked in 1984.  
All of the cars in the sets have close coupler mechanisms and built-in LED interior lighting.

**40 Years of IC '79**  
**All of the cars include LED interior lighting**

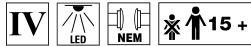


## 15459 "IC 611 Gutenberg" Express Train Passenger Car Set

**Prototype:** Three (3) different design German Federal Railroad (DB) express train passenger cars. One (1) type Apmz 122 open seating car, 1st class. One (1) type ARmz 211.0 dining car. One (1) type Bm 235 compartment car, 2nd class.

**Model:** The type Bm 235 compartment car has LED marker lights.  
Total length over the buffers 495 mm / 19-1/2".

- **First time for a 2nd class car with marker lights.**



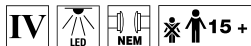
## 15460 "IC 611 Gutenberg" Express Train Passenger Car Set

**Prototype:** Three (3) different design German Federal Railroad (DB) express train passenger cars. One (1) type Avmz 111.1 compartment car, 1st class. One (1) type

Bm 235 compartment car, 2nd class. One (1) type Bpmz 291.3 open seating car, 2nd class.

**Model:** Total length over the buffers 495 mm / 19-1/2".

- **Decal set for "IC Kurierdienst" (IC courier service) included.**



## 15461 "IC 611 Gutenberg" Express Train Passenger Car

**Prototype:** German Federal Railroad (DB) type Bm 235 compartment car, 2nd class.

**Model:** Length over the buffers 165 mm / 6-1/2".



15459

15460

15459

16304

# City Bahn

Branch lines have always been problem children for the German railroad. In 1984, the German Federal Railroad took a new approach to increase the attractiveness of service on little used routes. The project went under the name "City-Bahn" and initially one route was selected for this service: Cologne –

Gummersbach. "Silberlinge" / "Silver Coins" commuter cars were used as rolling stock and were rebuilt to the latest standard at that time. A train café was set up in one of the cars and the exterior of these trains was borrowed from the paint scheme for the S-Bahn in the Rhine/Ruhr area. The paint scheme

for the locomotives was adapted to that of the trains in order to achieve a high level of recognition for the "City-Bahn" product. Class 218 diesels were used on the route Cologne – Gummersbach. The railroad was able to register a clear increase in passengers thanks to the "City-Bahn", and this increase was

the result of the dense service at regular intervals. Without a doubt, the "City-Bahn" concept kept rail service alive on routes threatened with abandonment until it was replaced by its successor, the "Stadt-Express" or "City Express".



## 16280 Class 218 Diesel Locomotive

**Prototype:** German Federal Railroad (DB) general-purpose locomotive, road number 218 143-6. Diesel hydraulic locomotive with electric train heating. Version in the pure orange / light gray paint scheme as a "City Bahn" locomotive for the route Cologne-Gummersbach.

**Model:** The locomotive has tooling changes and a new version of the roof to represent the first production series. It also has a built-in digital decoder and sound generator

for operation with DCC and Selectrix. The motor includes a flywheel. 4 axles powered. Traction tires. The headlights and marker lights change over with the direction of travel. Warm white LEDs are used for the lighting. The cabs have lighting that can be controlled digitally. The locomotive has a close coupler mechanism. It also has separately applied grab irons. The headlights and marker lights change over with the direction of travel in analog operation. Length over the buffers 102 mm / 4".

- Tooling changes.
- Digital sound with many functions.

### Digital functions under DCC

Headlight(s)
Headlight(s)
Diesel locomotive op. sounds
Engineer's cab lighting
Direct control
Sound of squealing brakes off
Rear Headlights off
High Pitch Horn
Front Headlights off
Station Announcements
Conductor's Whistle
Doors Closing
Low Pitch Horn
Compressor
Special sound function
Special sound function
Special sound function
Diesel Heating Engine
Train announcement
Train announcement
Train announcement
Special sound function
Special sound function



15474

15475

16280

15985



# City Bahn



Digital functions under DCC  
Headlight(s)

## 15474 "City Bahn" Car Set

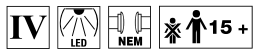
**Prototype:** German Federal Railroad (DB) type ABnrzb 772.1 "City Bahn" commuter car, 1st/2nd class, with a cafeteria compartment (car number: 50 80 31-34 025-2), type ABnrzb 772.1 "City Bahn" commuter car, 1st/2nd class, (car number: 50 80 31-34 013-8), and type BDnrzf 784 "City Bahn" commuter cab control car (car number: 50 80 82-34 295-9).

**Model:** The cars have close coupler mechanisms. Interior lighting can be installed in the cars (cab control car excluded). The cab control car has automatic white headlights and red marker lights that change over with the direction of travel and will work in analog and digital operation. In digital operation, they can be controlled with the built-in DCC/SX function decoder. Total length over the buffers 495 mm / 19-1/2".

Interior lighting for this car:  
**66616 LED Lighting Kit.**

You can make a complete train with the car, 2nd class, available as item number 15475, and the class 218 diesel locomotive, available as item number 16280 as well as the 15985 baggage car.

*Including a cafeteria compartment*



## 15475 "City Bahn" Add-On Car

**Prototype:** German Federal Railroad (DB) type Bnrzb 778.1 "City Bahn" commuter car, 2nd class (car number: 50 80 22-34 180-6).

**Model:** The car has a close coupler mechanism. Interior lighting can be installed in the car. Length over the buffers 165 mm / 6-1/2".

Interior lighting for this car:  
**66616 LED Lighting Kit.**





**15985 Type Dm 903 Baggage Car**

**Prototype:** Type Dm 903 baggage car, painted and lettered for the Cologne-Gummersbach "City-Bahn" "DB Express Service". The car looks as it did starting in 1987.

**Model:** The car is new tooling. The car has a close coupler mechanism and LED marker lights. Interior lighting can be installed in the car.

Length over the buffers 165 mm / 6-1/2".

- **New tooling.**
- **LED marker lights.**

Interior lighting for this car:

**66616 LED Lighting Kit.**



© Egon Pempelforth

*First time as an N Gauge model  
New Minitrix tooling  
Express service car including marker lights*



# In Regional Service



## 16144 Class 141 Electric Locomotive

**Prototype:** German Federal Railroad (DB) standard design electric locomotive, road number 141 430-9. "Orient Red" basic paint scheme. Version with double lamps, and Klatter type air intake grills. The locomotive looks as it did around 1987.

**Model:** The locomotive has a body and frame constructed of die-cast zinc. It also has a built-in digital decoder and sound generator for operation with DCC and Selectrix. The locomotive has a motor with a flywheel. 4 axles powered. Traction tires. The headlights and marker lights change over with the direction of travel. Warm white LEDs are used for the lighting. The headlights, marker lights, and engine room lighting can be controlled digitally. The locomotive has separately applied grab irons. The headlights and marker lights change over with the direction of travel in analog operation. Length over the buffers 98 mm / 3-7/8".

- Digital sound with many functions.



Digital functions under DCC
Headlight(s)
Special light function
Electric locomotive op. sounds
Engineer's cab lighting
Direct control
Sound of squealing brakes off
Rear Headlights off
Locomotive whistle
Front Headlights off
Station Announcements
Conductor's Whistle
Brake Compressor
Blower motors
Letting off Air
Whistle for switching maneuver
Special Function
Sanding
Station Announcements
Locomotive whistle
Station Announcements
Train announcement
Train announcement
Train announcement
Special sound function
Special sound function
Special sound function
Special sound function
Sound of Couplers Engaging

*"Orient Red" with "Ege Cookies"!*



15467

15468

16144





**15467 Passenger Car Set**

**Prototype:** Two (2) German Federal Railroad (DB) commuter cars. One (1) type BDMrzf 784.2 car, cab control car with a baggage area, and one (1) type ABnrzb 772.3 car.

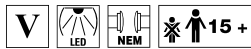
**Model:** The cars have close coupler mechanisms. Interior lighting can be installed in the cars (cab control car excluded). The cab control car has automatic white headlights and red marker lights that change over with the direction of travel. They can be controlled digitally with the function decoder and they also work in analog operation. The cars are authentically painted and lettered. Total length over the buffers 330 mm / 13".

• **Function decoder.**

Interior lighting for this car:  
**66616 LED Lighting Kit.**



Digital functions under DCC  
Headlight(s)

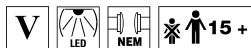


**15468 Passenger Car**

**Prototype:** German Federal Railroad (DB) type Bnrz 778.2 commuter car, 2nd class.

**Model:** The car has a close coupler mechanism. Interior lighting can be installed in the car. Length over the buffers 165 mm / 6-1/2".

Interior lighting for this car:  
**66616 LED Lighting Kit.**



**15807 Type Bnrz 493 Bistro Car**

**Prototype:** Type Bnburzb "Kaffeeküch" / "Coffee Snack Bar" fast train passenger car, car number 50 80 85-34 003-4, in the City-Bahn paint scheme with advertising around 1995. Only car preserved.

**Model:** The car has a close coupler mechanism. Interior lighting can be installed in the car. Length over the buffers 165 mm / 6-1/2".

Interior lighting for this car:  
**66616 LED Lighting Kit.**



# In S-Bahn Service



## 16114 Class 111 Electric Locomotive

**Prototype:** German Federal Railroad (DB) electric locomotive, road number 111 137-6. B-B wheel arrangement. Built starting in 1974.

**Model:** The locomotive has a built-in digital decoder and sound generator for operation with DCC and Selectrix. It also has a motor with a flywheel. 4 axes powered. Traction tires. The headlights and marker lights change over with the direction of travel. Warm white LEDs are used for the lighting. The headlights, marker lights, and engine room lighting can be controlled digitally. The locomotive has a close coupler mechanism. The headlights and marker lights change over with the direction of travel in analog operation. Length over the buffers 104 mm / 4-1/8".



© Schiffer, Eisenbahnstiftung

### Digital functions under DCC

Headlight(s)
Horn
Electric locomotive op. sounds
Engineer's cab lighting
Direct control
Sound of squealing brakes off
Rear Headlights off
Whistle for switching maneuver
Front Headlights off
Station Announcements
Blower motors
Letting off Air
Brake Compressor
Conductor's Whistle
Doors Closing
Special Function

*Digital sound with many functions*





**15708 "S-Bahn" Passenger Car Set**

**Prototype:** German Federal Railroad (DB) type Bxf 796.1 S-Bahn cab control car, type ABx 791.1 S-Bahn car, 1st/2nd class, and type Bx 794.1 S-Bahn car, 2nd class. Paint scheme in the advertising design for Coca-Cola®.

**Use:** S-Bahn trains Cologne-Düsseldorf around 1992.

**Model:** The cab control car has white headlights and red marker lights at the cab end that change over with the direction of travel and will work in analog and digital operation. In digital operation, they can be controlled with the built-in DCC/SX function decoder. The cars have close coupler mechanisms. Interior lighting can be installed in the cars (cab control car excluded).

Total length over the buffers 464 mm / 18-1/4".

Interior lighting for these cars:  
**66616 LED Lighting Kit.**

**Digital functions under DCC**

Headlight(s)



©2018 The Coca-Cola Company. All rights reserved.





Westfrankenhahn




218 460-4

Conny



218 460-4

# Conny



## 16821 Class 218 Diesel Locomotive

**Prototype:** German Railroad, Inc. (DB AG) "CONNY" general-purpose locomotive, road number 218 460-4, West Franconian Railroad regional service. Diesel hydraulic locomotive with roof version to accommodate the MTU 16V 4000 R40 motor. With offset exhaust hoods.

**Model:** The locomotive has tooling changes and a new version of the roof to represent correctly the offset exhaust hoods on road number 218 460-4. It also has a built-in digital decoder and sound generator for operation with

DCC and Selectrix. The motor includes a flywheel. 4 axles powered. Traction tires. The headlights and marker lights change over with the direction of travel. Warm white LEDs are used for the lighting. The cabs have lighting that can be controlled digitally. The locomotive has a close coupler mechanism. The headlights and marker lights change over with the direction of travel in analog operation. The locomotive has separately applied grab irons. Length over the buffers 102 mm / 4".

- Tooling changes.
- Digital sound with many functions.

### Digital functions under DCC

Headlight(s)
Engineer's cab lighting
Diesel locomotive op. sounds
Long distance headlights
Direct control
Sound of squealing brakes off
Rear Headlights off
High Pitch Horn
Front Headlights off
Station Announcements
Conductor's Whistle
Brake Compressor
Blower motors
Letting off Air
Low Pitch Horn
Special sound function
Warning Sound
Doors Closing
Special sound function
Replenishing fuel
Special sound function
Special sound function
Rail Joints
Sanding

*In use all over Germany*



## 15981 Type Dd 498.2 Bicycle Transport Car

**Prototype:** Type Dd 498.2 bicycle transport car, painted and lettered for DB Regio AG. The car looks as it did starting in 1997.

**Model:** The car is new tooling. The car has a close coupler mechanism. Interior lighting can be installed in the car.

Length over the buffers 165 mm / 6-1/2".

Interior lighting for this car:  
**66616 LED Lighting Kit.**

*New tooling*



# Gex



## 15311 "Gex" Car Set

**Prototype:** Two (2) type Poste-c/26,1-54, postal cars painted and lettered for the German Postal System, used on the German State Railroad (DR) as baggage and express freight trains (Gex) for roller containers. The cars look as they did in 1988.

**Model:** The cars are new tooling. The cars have close coupler mechanisms. Interior lighting can be installed in the cars.

Total length over the buffers 330 mm / 13".

Interior lighting for this car:

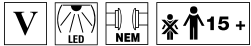
**66616 LED Lighting Kit.**



© Ernst Andreas Weigert/EK-Verlag

*Pour la première fois comme modèle à l'échelle N*  
**New tooling**





**15486 Type Y/B Express Train Passenger Car**

**Prototype:** German State Railroad (DR/GDR) type Ame express train passenger car from the Y/B design in the IR paint scheme around 1992. Built starting in 1968.

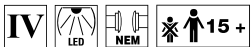
**Model:** The car has a close coupler mechanism. Interior lighting can be installed in the car. Length over the buffers 153 mm / 6".

Interior lighting for this car:  
**66616 LED Lighting Kit.**

*First time in this paint scheme!*



 **Austria**



**15779 Express Train Passenger Car, 2nd Class**

**Prototype:** Austrian Federal Railways (ÖBB) skirted express train passenger car, 2nd class, in the so-called blood orange "Jaffa" paint scheme. The car looks as it did around 1984.

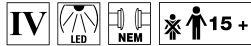
**Model:** The car has a close coupler mechanism. Length over the buffers 133 mm / 5-1/4".

Lighting kits to go with this car:  
**66616 LED Lighting Kit.**

*Reissue with a new car number*



# Baltic-Orient Express



## 15995 "Baltic-Orient Express" Express Train Passenger Car Set

**Prototype:** Two (2) German State Railroad (DR/GDR) type UIC Y express train passenger cars, 2nd class, and one (1) type UIC Y express train passenger car, 1st class.

**Model:** All of the cars have close coupler mechanisms. Interior lighting can be installed in the cars. Total length over the buffers 459 mm / 18-1/16".

Interior lighting for these cars:  
**66616 LED Lighting Kit.**

*All of the cars from the famous train run*

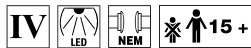


## 15996 "Baltic-Orient Express" Express Train Passenger Car Set

**Prototype:** Three (3) type WLAB UIC Y express train sleeping cars painted and lettered for the DR/GDR, CFR, and MAV railroads.

**Model:** These express train sleeping cars have close coupler mechanisms. Interior lighting can be installed in the cars. Total length over the buffers 459 mm / 18-1/16".

Interior lighting for these cars:  
**66616 LED Lighting Kit.**



## 15997 "Baltic-Orient Express" Express Train Passenger Car Set

**Prototype:** Two (2) type UIC Y express train passenger cars, 2nd class, and one (1) type UIC Y slumber coach, 2nd class, painted and lettered for the Czech Railroad (Československé státní dráhy ČSD).

**Model:** The cars have close coupler mechanisms. Interior lighting can be installed in the cars. Total length over the buffers 459 mm / 18-1/16".

Interior lighting for these cars:  
**66616 LED Lighting Kit.**





The Baltic-Orient Express can be assembled from the 15995, 15996, and 15997 car sets.



# Switzerland



## 16681 "Crocodile" Class Ce 6/8 III Electric Locomotive

**Prototype:** SBB Historic class Ce 6/8 III, road number 14305. The locomotive looks as it did after 2017.

2-6-6-2 wheel arrangement. Built starting in 1926. World famous electric locomotive type, nicknamed "Crocodile".

**Model:** The body is made of plastic filled with metal for improved pulling power. The locomotive has a built-in digital decoder and sound generator with the formats DCC and Selectrix. It also has a motor with a flywheel. 6 axles powered. Traction tires. Warm white LEDs are used for the triple headlights. The locomotive has NEM coupler pock-

ets. The headlights and marker lights change over with the direction of travel and will work in analog operation.

This model is limited to 999 pieces for the 100th anniversary. A consecutively numbered certificate of authenticity is included.

Length over the buffers 125 mm / 4-15/16".

- **Limited to 999 pieces.**
- **Tooling and technical changes.**
- **Body made of plastic filled with metal.**
- **Many sound and control functions.**
- **Warm white LEDs headlights.**

**Another technical innovation:**  
Read more in the current Märklin Magazin – issue 01/19.

*Limited to 999 pieces  
Body made of plastic filled  
with metal*



### Digital functions under DCC

Headlight(s)
Locomotive whistle
Electric locomotive op. sounds
Whistle for switching maneuver
Direct control
Sound of squealing brakes off
Headlight(s): Cab2 End
Light Function
Headlight(s): Cab1 End
Station Announcements
Conductor's Whistle
Compressor
Blower motors
Letting off Air
Cab Radio
Special sound function
Special sound function
Station Announcements
Pantograph Sounds
Main Relay
Special sound function
Special sound function
Sound of Couplers Engaging
Rail Joints
Sanding
Special light function

*This model is being issued in 2019 in a one-time series for the 100th anniversary of the legendary class Ce 6/8 III "Crocodile" electric locomotive and is strictly limited worldwide to 999 pieces.*





**15307 Type Hbis-v Sliding Wall Boxcar Set**

**Prototype:** Two (2) Swiss Federal Railways (SBB/CFF/FFS) type Hbis-v sliding wall boxcars. Designs with smooth walls and with walls having a raised pattern.

**Model:** The cars have close coupler mechanisms. The operating condition and weathering for the cars are represented in color.

Total length over the buffers 182 mm / 7-1/8".

*Realistic reproduction of the operating condition  
 Standard cars without advertising lettering*



**15223 Type Hbils-vy Sliding Wall Boxcar**

**Prototype:** Sliding wall boxcar with special advertising design for the Coca-Cola® Company, used on the Swiss Federal Railways (SBB).

**Model:** The car has a close coupler mechanism. Length over the buffers 91 mm / 3-9/16".

*One-time series in the Coca-Cola® design*



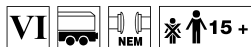
# Switzerland



## 15282 Sliding Wall Boxcar Set

**Prototype:** 3 Swiss Federal Railways (SBB), Cargo Business Area, type Hbbilns sliding wall boxcars. Built starting in 1989.

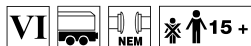
**Model:** All of the cars have close coupler mechanisms and four sliding walls that can be opened. Total length over the buffers 291 mm / 11-1/2".



## 15488 "Foodstuffs Refrigerated Transport" Container Transport Car Set

**Prototype:** Two (2) type Sgns container transport cars loaded with refrigerated containers for the fast food chain McDonald's and the grocery chain Aldi, used on the Swiss Federal Railways (SBB/CFF/FFS). The cars and containers look as they did in 2017.

**Model:** The cars have die-cast metal frames and close coupler mechanisms. They are each loaded with two (2) refrigerated containers. Total length over the buffers 246 mm / 9-11/16".



## 15469 "coop"® Container Transport Car

**Prototype:** Swiss Federal Railways Cargo Business Area (SBB Cargo) type Sgns four-axle container transport car. Loaded with two (2) coop® refrigerator containers. The car and its load look as they did around 2017.

**Model:** The car frame is constructed of die-cast metal. The trucks are type Y 25. The car has a close coupler mechanism and is loaded with two (2) refrigerator containers. Length over the buffers 123 mm / 4-7/8".





### 16692 Class BB 9200 Electric Locomotive

**Prototype:** French State Railways (SNCF) class BB 9200 electric express locomotive in the classic blueish green paint scheme. The locomotive looks as it did around 1973. Built starting in 1957.

**Model:** This model has a tooling change and includes double-arm pantographs (roof equipment). The locomotive has a built-in digital decoder and sound generator for operation with DCC and Selectrix. It also has a motor with a flywheel. 4 axles powered. Traction tires. The headlights and marker lights change over with the direction of travel. Warm white LEDs are used for the lighting. The headlights, marker lights, and cab lighting can be controlled digitally. The locomotive has a close coupler mechanism. It also has separately applied grab irons. The headlights and marker lights change over with the direction of travel in analog operation. Length over the buffers 101 mm / 4".

- Digital sound with many functions.



#### Digital functions under DCC


Headlight(s)
Horn
Electric locomotive op. sounds
Engineer's cab lighting
Direct control
Sound of squealing brakes off
Headlight(s): Cab2 End
Horn
Headlight(s): Cab1 End
Horn
Conductor's Whistle
Brake Compressor
Blower motors
Letting off Air
Special light function
Special sound function
Sanding
Doors Closing
Sound of Couplers Engaging
Pantograph Sounds



### 15375 "Mineral Water Transport" Sliding Tarp Car Set

**Prototype:** Three (3) French State Railways (SNCF) type Rils sliding tarp cars. European standard car with a length of 19.90 meters / 65 feet 3-7/16 inches. Version with a single-piece tarp and rectangular buffers.

**Model:** The cars have close coupler mechanisms. The trucks are type Y 25. Total length over the buffers 372 mm / 14-5/8".





## 16006 Class BB 15000 Electric Locomotive

**Prototype:** French State Railroad (SNCF) fast general-purpose locomotive, road number BB 15061, "Sarrguemines". General-purpose locomotive for the alternating current network in France (25 kilovolts, 50 Hertz). Version in contemporary TEE paint scheme.

**Model:** The locomotive has a digital interface. It also has a 5-pole motor with a flywheel. 4 axles powered. Traction tires. The locomotive has a close coupler mechanism. Length over the buffers 109 mm / 4-5/16".



SNCF® is a registered brand of SNCF Mobilités.  
All rights reserved.



## 15371 "Orient Express" Express Train Passenger Car Set

**Prototype:** Two (2) type Y/B express train passenger cars, 2nd class, painted and lettered for the CFR and MAV railroads.

**Model:** The cars have close coupler mechanisms. Interior lighting can be installed in the cars.

Total length over the buffers 306 mm / 12-1/16".

Interior lighting for these cars:  
**66616 LED Lighting Kit.**

The D262/263 Orient Express can be assembled from the 15371, 15372, and 15373 car sets.

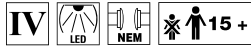


*Famous train route*



15373

15372



**15372 "Orient Express" Express Train Passenger Car Set**

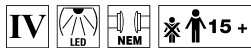
**Prototype:** One (1) type A9 express train passenger car, 1st class, one (1) type B10 express train passenger car, 2nd class, and one (1) type B7D express train passenger car with a baggage area, painted and lettered for the French State Railways (Société nationale des chemins de fer français / SNCF).

**Model:** These cars have tooling variations with smaller door windows. The cars have close coupler mechanisms. Interior lighting can be installed in the cars. Total length over the buffers 459 mm / 18-1/16".

- Famous train route.
- Tooling variations.

Interior lighting for these cars:  
**66616 LED Lighting Kit.**

*Variations with smaller door windows*



**15373 Orient Express" Express Train Passenger Car Set**

**Prototype:** One (1) type B9c9x express train slumber coach, 2nd class, with the second higher roof design, and one (1) type B9c9x express train slumber coach, 2nd class, with the first lower roof design, painted and lettered for the French State Railways (Société nationale des chemins de fer français / SNCF).

**Model:** These cars have tooling variations with smaller door windows and with the second roof design on the first slumber coach. The cars have close coupler mechanisms. Interior lighting can be installed in the cars. Total length over the buffers 306 mm / 12-1/16".

- Famous train route.
- Tooling variations.

Interior lighting for these cars:  
**66616 LED Lighting Kit.**

*Variations with smaller door windows*



15371

16006

# Poland



## 15487 Type Res Low Side Car

**Prototype:** Polish State Railroad (Polskie Koleje Państwowe PKP) low side car with steel side walls in the current paint scheme of gentian blue.


**Model:** The car has a close coupler mechanism. Stakes you can mount on the car are included. Length over the buffers 124 mm / 4-7/8".

*First time as an N Gauge model*



© Ballsieper

# Czech Republic



## 16738 Class 754 Diesel Locomotive



© C. Ballsieper

**Prototype:** Czech Railroad (České dráhy ČD) class 754 general-purpose locomotive. Its striking looks has earned it the nickname "Diving Goggles" or "Cobra" (Brejlovec). Built starting in 1970.

**Model:** The frame and body are constructed of die-cast metal. The locomotive has a built-in digital decoder and a sound generator for operation with DCC and Selectrix. The motor has a flywheel. 4 axles powered. Traction tires. The headlights and marker lights change over with the direction of travel. Warm white LEDs are used for the lighting. The headlights, marker lights, and cab lighting can be controlled digitally. The headlights and marker lights change over with the direction of travel in analog operation. Length over the buffers 104 mm / 4-1/8".

- Cab lighting.
- Digital sound with many functions.
- Closed end skirting that can be replaced.

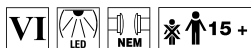
**Passenger cars to go with this locomotive are available under item numbers 15935 and 15989.**



### Digital functions under DCC

Headlight(s)
Horn
Diesel locomotive op. sounds
Engineer's cab lighting
Direct control
Sound of squealing brakes off
Rear Headlights off
Horn
Front Headlights off
Station Announcements
Horn
Conductor's Whistle
Blower motors
Sanding
Sound of Couplers Engaging
Special sound function





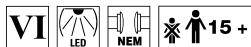
### 15935 Type UIC Y Express Train Passenger Car Set

**Prototype:** One (1) type B 249 express train passenger car, 2nd class, one (1) type A 149 express train passenger car, 1st class, and one (1) type BDs 450 express train passenger car, 2nd class with a baggage area, all painted and lettered for the Czech Railroad (České dráhy ČD). The cars look as they did in 2016/2017. Built starting in 1968.

**Model:** All of the cars have close coupler mechanisms. Interior lighting can be installed in the cars. Total length over the buffers 459 mm / 18-1/16".

Interior lighting for these cars:

**66616 LED Lighting Kit.**



### 15989 Type UIC Y Express Train Passenger Car

**Prototype:** One (1) Czech Railroad (České dráhy ČD) type B 249 express train passenger car, 2nd class. The car looks as it did in 2016/2017. Built starting in 1968.

**Model:** The car has a close coupler mechanism. Interior lighting can be installed in the car. Length over the buffers 153 mm / 6".

Interior lighting for this car:

**66616 LED Lighting Kit.**



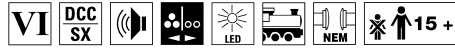
15989

15935

16738

# Netherlands

The class (E) 186 TRAXX racers can do 160 km/h / 100 mph on the Dutch Railways (NS) and they have not only conquered its high-speed routes but have also found a place in high quality express train service. The V250 HVG trains from AnsaldoBreda were actually planned for service on the Dutch high-speed route HSL-Zuid. E 186 units designed for 160 km/h / 100 mph had to be leased as replacements and they were placed in scheduled service starting in September of 2009 on the route Amsterdam – Schiphol – Rotterdam – Breda. After successful results, there are now plans for all ICRm trains to have PRIO cars with “Sandwich” multiple unit motive power (one locomotive at each end of the train) using the E 186. At present, the NS has available 20 leased E 186 units as well as about 30 newly ordered road numbers E 186 001-045.



## 16875 Class E 186 Electric Locomotive

**Prototype:** Dutch Railways (NS) class E 186 electric locomotive. The locomotive looks as it currently does in real life.

**Model:** The locomotive has a built-in digital decoder and sound generator for operation with DCC and Selectrix. The motor has a flywheel. 4 axles powered. Traction tires. The headlights and marker lights change over with the direction of travel. The locomotive has a close coupler mechanism. The headlights and marker lights, the cab

lighting, long-distance headlights, and many other light and sound functions can be controlled digitally. Length over the buffers 118 mm / 4-5/8”.

- Warm white LEDs for lighting.
- Cab lighting.
- Digital sound with many functions.



### Digital functions under DCC

Headlight(s)
Horn
Electric locomotive op. sounds
Long distance headlights
Direct control
Sound of squealing brakes off
Rear Headlights off
Engineer's cab lighting
Front Headlights off
Station Announcements
Blower motors
Letting off Air
Brake Compressor
Doors Closing
Conductor's Whistle
Special sound function
Special light function
Special light function
Station Announcements
Special sound function
Special light function
Sound of Couplers Engaging

## Building Kits



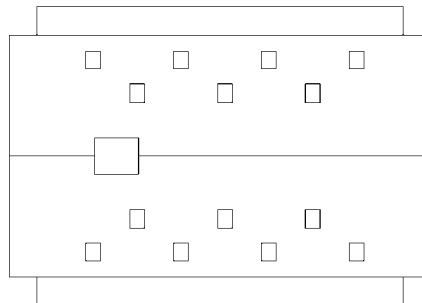
### 66329 “Eckartshausen Grain Elevator” Building Kit

**Prototype:** Eckartshausen grain elevator, located on the Hohenlohe Line between Crailsheim and Eckartshausen, visible from a distance.

**Model:** This building kit is made of fully colored, laser-cut architectural board. This kit has very fine, laser-engraved details. Extensive building instructions are included.

Dimensions: approximately 188 mm / 7-3/8” x 118 mm / 4-5-8” x 210 mm / 8-1/4” (L x B x H).

T66329  
Grain Elevator  
188 x 118 mm



Rear Side



Front Side



# Building Kits



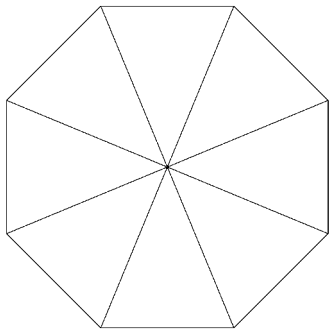
## 66328 "Prussian Water Tower" Building Kit

**Prototype:** Prussian standard design water tower as is still present in part today.

**Model:** This is a building kit made of laser-cut architectural solid board that is already colored. It has very fine, laser-engraved details. Extensive instructions are included. Dimensions: approximately 45 mm x 45 mm x 91 mm / 1-3/4" x 1-3/4" x 3-9/16". (L x W x H)

*Suitable for all eras*  
*Finely detailed*

T66328  
Water Tower  
45 x 45 mm



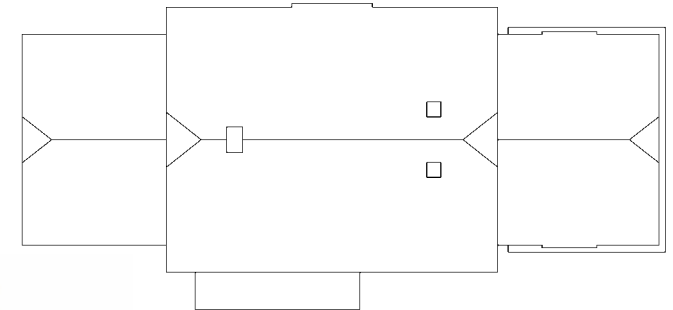
## 66337 "Himmelreich Station" Building Kit

**Prototype:** Himmelreich Station located on the well-known Höllental Railroad in the Black Forest.

**Model:** This is a building kit made of fully colored laser-cut architectural board. This kit has very fine, laser-engraved details. Extensive building instructions are included.

Dimensions: approximately 208 mm / 8-3/16" x 94 mm / 3-11/16" x 74 mm / 2-7/8" (L x W x H).

T66337  
Himmelreich Station  
208 x 94 mm



Rear Side



Front Side

# Full Steam Ahead into the World of Trix – Become a Trix Club Member!



Did you already know? At Trix, there is the exclusive club of all fans of Trix model trains. An association with many advantages for the club member. You will receive from us exclusive information, benefits, products not available to everyone, and much more. Get information here in detail about the advantages awaiting you and register right now.

## The Club services\* at a glance:

### ✕ 11 6 Issues of the Märklin Magazin

The leading magazine for model railroaders! You'll find everything about your hobby here: Detailed information on layout construction, product and other technical information straight from the source, exciting reports on models, tips for forthcoming events, and lots more. The Märklin Magazin subscription price of 33 Euros is included in the club membership dues. Existing subscriptions can be carried over.

### ✕ The Trix Club News 6 Times a Year

On 24 pages and this six times a year you will find everything about "Your Gauge and Your Club". Behind-the-scene articles and looking over the shoulder of the people in production making your models for an in-depth look at the world of Trix.

### ✕ Exclusive Club Models

Club models exclusively developed and produced are available only if you are a club member. A personalized and valuable certificate will be sent directly to you at your home address for all locomotive models after they have been delivered.

### ✕ Club Car of the Year, free of charge

Look forward to the attraction of Car of the Year only available to club members. Choose between Trix HO, Minitrix or Trix Express.

### ✕ Annual Chronicle

Re-live the highlights of the Trix model railroading year on DVD whenever and as often as you like.

### ✕ Catalog / New Items Brochures

Club members receive the annual main catalogue free of charge from their retailer. We also send you our new items brochures direct to your home.

### ✕ Club Card

Your personal club card with a new design every year opens up the world of model railroading as a hobby in a special way for you. Because as a member you are more than our premium customer, you also receive **a bundle of advantages at the over 100 partners currently working with us.** Among them are the Miniature Wonderland in Hamburg, the Hans-Peter Porsche Dream Works in Anger, or the VGB Railroad Publishing Group. In addition, your personal membership card can be used to order all exclusive products offered in the club.

### ✕ Discounts for attending seminars

Club members benefit from lower prices when they book seminars that we arrange.

### ✕ Favorable shipping terms from the Online Shop

Club members enjoy favorable shipping terms within Germany from our Online Shop.

### ✕ Club Trips\*\*

Experience your hobby in a special way and connect model railroading with the prototype. You can talk shop with like-minded people on our club trips through fantastic landscapes and to extraordinary destinations. On top of that, there is a discount on the trip price.

In addition, many sponsors of model railroad shows give discounted entry prices for club members.



Club Car of the Year 2019, free of charge

Trix  
HO



Minitrix



### It's quite easy to become a member in the Trix Club:

Either on-line under Club at [trix.de](http://trix.de) or fill out the registration form on Page 61 and send it to us by mail.

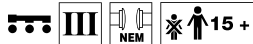
**Trix Club**  
Postfach 9 60  
73009 Göppingen  
Germany

**Telephone:** +49 (0) 71 61/608 - 213  
**Telefax:** +49 (0) 71 61/608 - 308  
**E-mail:** [club@trix.de](mailto:club@trix.de)  
**Internet:** [www.trix.de](http://www.trix.de)



\* The services mentioned here refer to 2019. Subject to change.  
\*\* Depending on availability.

# Trix Club Cars for 2019



## 15959 Minitrix Trix Club Car for 2019

**Prototype:** Two (2)-axle tank car, painted and lettered for IVG (Industrieverwaltungsgesellschaft / Industry Management Company). Used on the German Federal Railroad (DB). Suitable for transporting liquid and flammable materials.

**Model:** The car has a close coupler mechanism. Length over the buffers 55 mm / 2-1/8".

The 15959 club car is being produced in 2019 in a one-time edition only for Trix Club members. The order deadline is April 30, 2019.



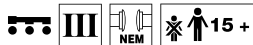
# Trix Club Anniversary Cars

Anniversary models reward long years of club membership. We have exclusive models in Minitrix, Trix H0 and Trix Express for all Insiders, who have

been members of the Trix Club without interruption for five, ten, or fifteen years. These models can only be obtained by club members.

## 10 Years of Membership

### 5 Years of Membership



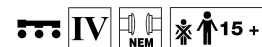
#### 15925 Tank Car for Minitrix

**Prototype:** 2-axle tank car painted and lettered for "Damman & Lewens", used on the German Federal Railroad (DB).

**Model:** The car has a separately applied platform, catwalk, and ladder. It also has a detailed, partially open frame.

Length over the buffers 55 mm / 2-3/16".

The 15925 tank car is being offered exclusively for Trix Club members, who have reached 5 years of membership.



#### 15220 Track Cleaning Car for Minitrix

**Prototype:** Type 925 track cleaning car. The car looks as it did around 1980.

**Model:** Era IV. There is a holder with a Jörger System track cleaning felt pad mounted on the underside of the car. The felt pads can be washed in warm water.

2 replacement felt pads are included. Length over the buffers 88 mm / 3-1/2".

This protective cleaning process is also suitable for nickel silver or brass rails.

The 15220 track cleaning car is being offered exclusively for Trix Club members, who have reached 10 years of membership.



### 15 Years of Membership



#### 15555 Tank Car for Minitrix

**Prototype:** Privately owned tank car used on the Royal Bavarian State Railways (K.Bay.Sts.B.). Version as a tank car painted and lettered for "Deigl Mayer'sche Oelmühlen München-Ost".

**Model:** The car has spoked wheels and a close coupler mechanism.

Length over the buffers 55 mm / 2-3/16".

The 15555 tank car is being offered exclusively for Trix Club members, who have reached 15 years of membership.






## 15569 Minitrix Museum Car for 2019

**Prototype:** German Federal Railroad (DB) type Rs 684 flat car. European standard car with a length of 19.90 meters / 65 feet 3-7/16 inches. Loaded with lumber from the firm Pfeleiderer.

**Model:** The car has a close coupler mechanism. The trucks are type Minden-Siegen. The freight load is made of real wood, covered with a tarp imprinted for the firm Pfeleiderer in Neumarkt in the Upper Palatinate. Length over the buffers 124 mm / 4-7/8".

**One-time series. Available only at the shop of the märklineum in Göppingen, Germany.**



## Flagship Store



The new entrance welcomes you invitingly on the corner of Reusch and Stuttgarter Street.

After a spectacular transport back safely on the track.



Spacious and flooded with light, this is how the new flagship store is presented.



**märklin**eum

## The greatest pleasure lies in the anticipation!

The construction work for the "märklineum" is in full gear. Look forward to unique exhibits, hand samples, drawings, an impressive model railroad layout, and an adventure world on a total area of around 3,000 square meters / 10,000 square feet for collectors and families from all over the world. Shorten your waiting time and follow the **current construction progress live** on the Homepage at [www.maerklin.de](http://www.maerklin.de).

Visit the first construction phase for our new flagship store and experience the class 44 as the impressive landmark in its new home!

**märklineum**  
 Reuschstraße 6  
 73033 Göppingen, Germany  
 Telephone +49 (0) 7161/608-289  
 Fax +49 (0) 7161/608-151  
 E-Mail [flagshipstore@maerklin.de](mailto:flagshipstore@maerklin.de)

For information about our hours of operation, go to [www.maerklin.de](http://www.maerklin.de)



<https://www.facebook.com/maerklinmuseum>

# Trix Club - Registration Form

Yes, I want to become a member of the Trix Club

Mr.  Mrs./Ms.

Title \_\_\_\_\_

\*Last Name, First Name (please print) \_\_\_\_\_

\*Street, Number \_\_\_\_\_

\*Additional address information (Apt. No. etc.) \_\_\_\_\_

\*Postal Code/Zip Code \_\_\_\_\_ \*City/State/Province \_\_\_\_\_

\*Country \_\_\_\_\_

Telephone \_\_\_\_\_ \*Date of birth (DD/MM/YYYY) \_\_\_\_\_

@ E-mail address \_\_\_\_\_

Language requested

German  English  
 French  Dutch

Club News requested in

German  English

**I would like to receive my annual car either in**

Minitrix or  Trix H0 or  Trix Express

(All three are not possible – even for an extra charge)

**I am particularly interested in**

Minitrix  Trix H0  digital  analog

**I receive my Märklin Magazin as a direct subscription from the Märklin publishing office**

Yes, my Subscription No. \_\_\_\_\_  no

Fields marked with \* must be completed.

**I am paying my one year membership fee of EUR 79.95/CHF 109.95/\$ 109.00 U.S. Funds (as of 2019):**

D  AT  BE  NL

by means of the following direct debit authorization:

I hereby authorize you, subject to revocation, to debit my checking account to pay for the club membership fee

Account No. \_\_\_\_\_

Bank Code \_\_\_\_\_

Bank branch \_\_\_\_\_

**Name and address of the account holder (if different from the address given above)**

\*Last Name, First Name (please print) \_\_\_\_\_

\*Street, Number \_\_\_\_\_

\*Postal Code/ZIP Code \_\_\_\_\_ \*City/State/Province \_\_\_\_\_

CH

By payment order that I receive with the invoice.

All Countries

Bank transfer (after receipt of invoice)

By credit card:  Mastercard  Visa

Name of the cardholder \_\_\_\_\_

\_\_\_\_\_

Credit card no.

valid until \_\_\_\_ / \_\_\_\_

If my account cannot cover this amount, the bank is under no obligation to honor it.

**Membership Conditions**

Register now and become a member. Your personal club year begins with the date of your payment. You will receive all future Club services for 12 months. Retroactive services are no longer possible.

Hand the order form in at your Märklin MHI dealer and then pick up the Club car of the year, catalog and Club models here.

**Right of Cancellation**

The membership is automatically extended by one year if it is not cancelled in writing by the deadline of 6 weeks before the end of your personal Club year. In the USA the commercial law in effect there applies to right of cancellation.

Subject to change.

**Right of Withdrawal:**

You can cancel your membership in writing within two weeks without giving a reason. To do this, please contact us at the following address.

**Trix Club – Postfach 9 60 – 73009 Göppingen, Germany.**

The deadline begins with the mailing of this application. Mailing in the cancellation promptly will be sufficient to ensure the deadline. I have taken notice of my right of withdrawal.

**Data protection notice:**

I agree that my data will be stored and may be used by Märklin companies to keep me informed of products, events and other activities. In accordance with Article 28 section 4 of the Federal Data Protection Act I may revoke this agreement at any time.

Please use my information only for this special transaction with the Trix Clubs. I do not want this information used for any other contact for marketing or promotional purposes.

You can withdraw your consent at anytime by e-mail at club@trix.de or by letter to the club address appearing on the other side of this form, and this withdrawal will be effective in the future.

Date \_\_\_\_\_ Signature \_\_\_\_\_

Date \_\_\_\_\_ Signature \_\_\_\_\_

Date \_\_\_\_\_ Signature \_\_\_\_\_



**REPLY**  
**Trix Club**  
**Postfach 9 60**  
**73009 Göppingen**  
**Germany**

## Your current benefits\* at a glance:

### ✔ All 6 Issues of the Märklin Magazin

The leading magazine for model railroaders! You'll find everything about your hobby here: Detailed information on layout construction, product and other technical information straight from the source, exciting reports on models, tips for forthcoming events, and lots more. The Märklin Magazin subscription price of 33 Euros is included in the club membership dues. Existing subscriptions can be carried over.

### ✔ The Trix Club News 6 Times a Year

On 24 pages and this six times a year you will find everything about "Your Gauge and Your Club". Behind-the-scene articles and looking over the shoulder of the people in production making your models for an in-depth look at the world of Trix.

### ✔ Exclusive Club Models

Club models exclusively developed and produced are available only if you are a club member. A personalized and valuable certificate will be sent directly to you at your home address for all locomotive models after they have been delivered.

### ✔ Club Car of the Year, free of charge

Look forward to the attraction of Car of the Year only available to club members. Choose between Minitrix, Trix HO or Trix Express. Each model a collectible every year.

### ✔ Annual Chronicle

Re-live the highlights of the Trix model railroading year on DVD whenever and as often as you like.

### ✔ Catalog / New Items Brochures

Club members receive the annual main catalogue free of charge from their retailer. We also send you our new items brochures direct to your home.

### ✔ Club Card

Your personal club card with a new design every year opens up the world of model railroading as a hobby in a special way for you. Because as a member you are more than our premium customer, you also receive a **bundle of advantages at the over 100 partners currently working with us.** Among them are the Miniature Wonderland in Hamburg, the Hans-Peter Porsche Dream Works in Anger, or the VGB Railroad Publishing Group. In addition, your personal membership card can be used to order all exclusive products offered in the club.

### ✔ Discounts for attending seminars

Club members benefit from lower prices when they book seminars that we arrange

### ✔ Favorable shipping terms from the Online Shop

Club members enjoy favorable shipping terms within Germany from our Online Shop.

### ✔ Club Trips\*\*

Experience your hobby in a special way and connect model railroading with the prototype. You can talk shop with like-minded people on our club trips through fantastic landscapes and to extraordinary destinations. On top of that, there is a discount on the trip price.

**Register right now online at [www.trix.de/Club](http://www.trix.de/Club).**

**Please select registration code NH 2019.**

**TRIX**  
CLUB

Club Car of the Year 2019, free of charge

Trix  
HO



Minitrix



\* These offers are not binding; the right to make alterations is reserved

\*\* Subject to availability

The Club team is available by telephone to members  
**Monday - Friday from 1:00 PM - 5:00 PM**

**Mailing Address** Trix Club, Postfach 9 60,  
73009 Göppingen, Germany

**Telephone** + 49 / (0) 71 61 / 608-213

**Fax** + 49 / (0) 71 61 / 608-308






































**E-mail** [club@trix.de](mailto:club@trix.de)


**Internet** [www.trix.de](http://www.trix.de)





# Explanation of Symbols

	DCC decoder.		One red marker light.		Metal locomotive frame and body.
	DCC/Selectrix decoder.		Dual red marker lights.		Metal locomotive frame and boiler.
	Digital decoder with up to 32 digitally controlled functions. The quantity depends on the controller being used.		Triple headlights at the front.		Mostly metal locomotive body.
	Large digital connector (66837 Selectrix decoder).		Triple headlights that change over with the direction of the travel.		Metal locomotive frame.
	14-pin connector.		Triple headlights and a white marker light that change over with the direction of travel.		Metal car frame and body.
	21-pin connector.		Triple white headlights in front, dual lights at the rear, each change with the direction of travel.		Mostly metal car body.
	Sound effects circuit.		Triple headlights and two red marker lights that change over with the direction of travel.		Metal car frame.
	Single headlight at the front.		Built-in interior lighting.		Scale for the passenger car length 1:87.
	Single headlights that change over with the direction of travel.		Built-in interior lighting.		Scale for the passenger car length 1:93.5.
	Dual headlights at the front.		Interior lighting can be installed.		Scale for the passenger car length 1:100.
	Dual headlights that change over with the direction of travel.		Built-in LED interior lighting.		Close couplers in standard pocket with pivot point.
	Dual headlights and dual red marker lights that change over with the direction of travel.		LED interior lighting can be installed.		Close couplers in standard pocket with guide mechanism.
			Lighting with warm white LED's.		

 Exclusive special models for the Märklin Dealer Initiative – produced in a one-time series. The Märklin Dealer Initiative is an international association of mid-sized toy and model railroad specialty dealers (MH International). These models are produced in a one-time series only for the Märklin Dealer Initiative (MHI). **5-year warranty** on all MHI products and club products (Märklin Insider and Trix Club) from 2012 on. See Page 65 for warranty terms.

- I Era I**  
Privately owned and provincial railroads from the startup phase of railroads to about 1925.
- II Era II**  
Formation of the large state railroad networks from 1925 to 1945.
- III Era III**  
New organization of the European railroads and modernization of the locomotives and rolling stock from 1945 to 1970.
- IV Era IV**  
All locomotives and cars lettered according to standard European regulations, the so-called UIC computer lettering, from 1970 to 1990.
- V Era V**  
Changes in the color schemes and the origins of the high speed networks since 1990.
- VI Era VI**  
Introduction by the UIC since 2006 of new guidelines for lettering. Locomotives are now given a 12-digit UIC number.

## Age Information and Warnings.



**WARNING!** Not suitable for children under 3 years. Sharp edges and points required for operation. Danger of choking due to detachable small parts that may be swallowed.



**For adults only.**



# Index to the Item Numbers

Item no.	Page	Item no.	Page	Item no.	Page
11147	12	15486	45	16144	38
11150	16	15487	54	16210	9
15219	26	15488	50	16280	34
15220	59	15540	28	16304	32
15223	49	15555	59	16415	24
15282	50	15569	60	16681	48
15307	49	15708	41	16692	51
15311	44	15779	45	16738	54
15371	52	15807	39	16821	43
15372	53	15925	59	16875	56
15373	53	15935	55	18084	20
15375	51	15959	59	18085	20
15449	25	15981	43	18086	21
15459	33	15985	37	66328	57
15460	33	15989	55	66329	56
15461	33	15995	46	66337	57
15467	39	15996	46		
15468	39	15997	46		
15469	50	16006	52		
15473	6	16031	5		
15474	36	16108	18		
15475	36	16114	40		

**Märklin MHI Guarantee conditions**

When you buy these Märklin MHI products (these products are identified with the pictogram ), the firm Gebr. Märklin & Cie. GmbH will also grant you independent of the legal, national warranty rights available to you in regard to your Märklin MHI specialty dealer as your contracting partner or your rights from product liability a manufacturer's warranty of 60 months from the date of purchase under the terms given below. This allows you independent of the location of the purchase the possibility to claim defects or malfunctions directly from the firm of Märklin as the manufacturer of the product. The Märklin manufacturer's warranty only applies to the technology of the models. Visual defects or incomplete products can be claimed within the framework of the warranty obligations of the seller of the product.

**Warranty Conditions**

his warranty applies to Märklin assortment products and individual parts that are purchased by a Märklin MHI specialty dealer worldwide. Either the warranty form filled out in full by the Märklin MHI specialty dealer or the purchase receipt will serve as proof of purchase. We therefore recommend that this warranty form should be kept safe along with the purchase receipt. Contents of the Warranty / Exclusions: This warranty includes as selected by the manufacturer correction of any possible defects at no charge or replacement of defective parts at no charge that can be proven to result from design, manufacturing, or material defects, including service performed that is linked to this situation. Other claims outside of the manufacturer's warranty are excluded.

**he terms of the warranty do not apply**

- In the case of malfunctioning of the product due to wear and tear or in the case of parts that wear out in normal use.
- If the installation of certain electronic elements contrary to the manufacturer's specifications was carried out by individuals not authorized to do such installations.
- In the case of use of the product for a purpose other than that specified by the manufacturer.
- If the references and notes from the manufacturer in the operating instructions were not followed.
- Any and all claims arising from the warranty implied or otherwise or replacement for damages are excluded, if other makes of parts not authorized by Märklin have been installed in Märklin products, and have hereby caused malfunctions or damages. The same applies to conversions that were carried out by neither by Märklin nor by repair centers authorized by Märklin. The irrefutable assumption that the aforementioned non-Märklin parts or conversions are the cause for the malfunction or damages works fundamentally in Märklin's favor.
- he warranty period is not extended by repair or replacement of the product covered under warranty. Warranty claims can be submitted directly to the seller or by sending the claimed item/part together with the warranty card or the proof of purchase and a summary of the defects directly to the firm Märklin. In accepting the product for repair, Märklin and the seller assume no liability for data or settings stored on the product by the consumer. Warranty claims sent shipping collect cannot be accepted.

Our address: Gebr. Märklin & Cie. GmbH · Reparatur-Service  
 Stuttgarter Straße 55-57 · 73033 Göppingen · Germany  
 E-mail: service@maerklin.de · Internet: www.maerklin.de



September 13 to 15, 2019 in Göppingen

**Mark your calendar!**

Everything about big and small trains,  
Play and fun – 3 days long!

**The MEGA family event in Göppingen.**

More information at [www.maerklin.de](http://www.maerklin.de)

# TRIX

**Gebr. Märklin & Cie. GmbH**  
Stuttgarter Straße 55-57  
73033 Göppingen  
Germany

[www.trix.de](http://www.trix.de)

**Service:**  
Telephone: 650-569-1318  
E-mail: [digital@maerklin.com](mailto:digital@maerklin.com)

We reserve the right to make changes and delivery is not guaranteed. Pricing, data, and measurements may vary. We are not liable for mistakes and printing errors.

Prices are current as of the print date for this catalog – we reserve the right to change prices between years – prices are in effect until the release of the next price list / next catalog.

Some of the images are hand samples, retouched images, and renderings. The regular production models may vary in details from the models shown.

**If these edition of the presentation book does not have prices, please ask your authorized dealers for the current price list.**

All rights reserved. Copying in whole or part prohibited.

© Copyright by Gebr. Märklin & Cie. GmbH

Printed in Germany

**331062 – 01 2019**



Visit us:  
[www.facebook.com/trix](http://www.facebook.com/trix)



Märklin fulfills the requirements for a quality control management system adhering to the ISO 9001 Standard. This is checked and certified at regular intervals by the test agency TÜV Süd using monitoring tests. You thereby have the assurance that you are purchasing a tested quality product.